
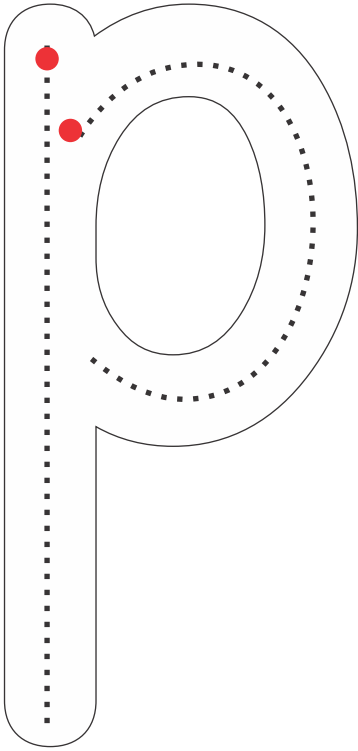




Student Name: _____ Date: _____

Trace the letter 'p' and paste the cotton balls on panda:





'p' is for panda.





Student Name: _____ Date: _____

Circle the pictures that start with letter 'p'.







Student Name: _____ Date: _____

Colour the popcorns which contain the letter 'p'.

'p' is for popcorn:

p



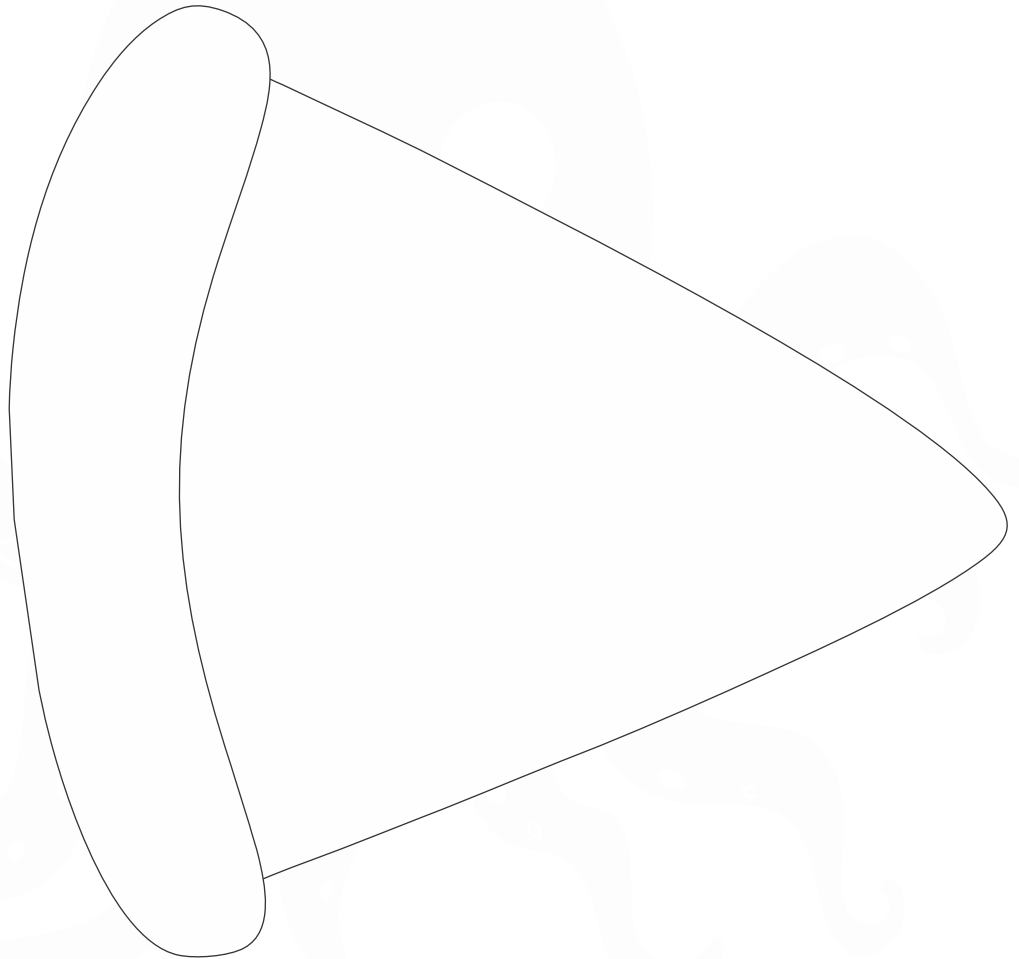


Student Name: _____ Date: _____

Colour the pizza and paste the pepperoni on pizza slice with red coloured paper.

'p' is for pizza and pepperoni.

p



Trace letter 'p'


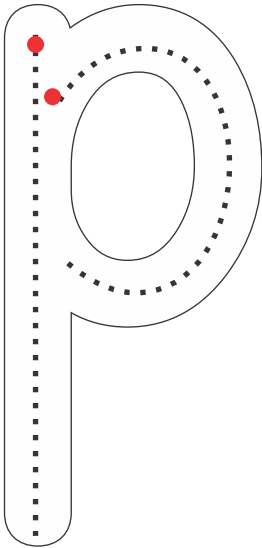




Student Name: _____ Date: _____

Colour the parrot and trace letter 'p'.

'p' is for parrot.



Four rows of handwriting practice lines. Each row contains four dotted lowercase letters 'p' for tracing, each with a red starting dot and a directional arrow.